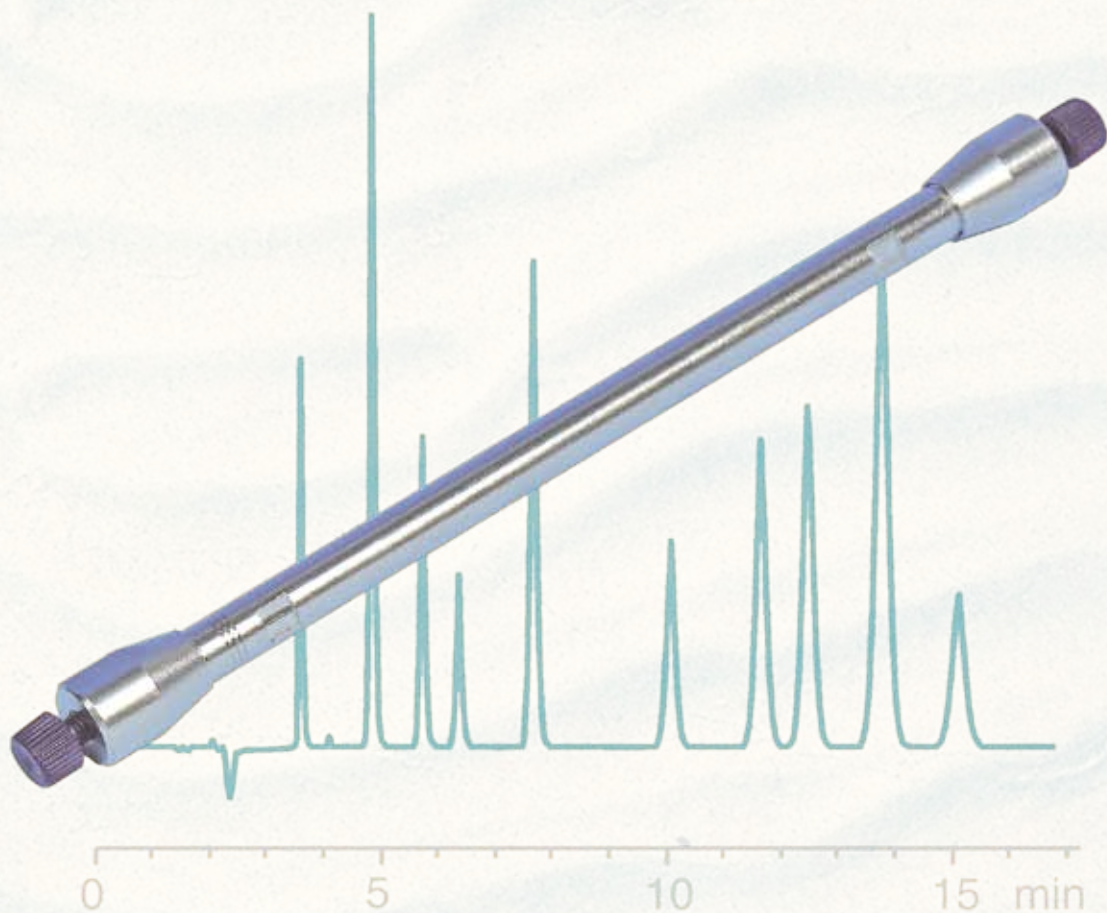


NUCLEODUR®

NH₂



... NUCLEODUR® Amino – reproducible and robust

- outstanding stability against hydrolysis due to special surface modification procedure
your benefit ⇒ increased lifetime and cost efficiency
- excellent retention and separation of simple and complex sugars, sugar alcohols and further hydroxyl compounds, as well as (un)saturated hydrocarbons under NP conditions
your benefit ⇒ widening the analytical scope into the polar range
- highest reproducibility from batch to batch
your benefit ⇒ reliable analyses
- based on pressure-stable totally spherical NUCLEODUR® silica
your benefit ⇒ suitable for analytical and preparative applications also at high flow rates, suitable for LC-MS

MACHEREY-NAGEL

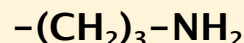
www.mn-net.com





NUCLEODUR® NH₂

NUCLEODUR® NH₂ / NH₂-RP



aminopropyl modified polar silica phase – USP L8

multi-mode columns:

- reversed phase chromatography (RP) of polar compounds such as sugars in aqueous-organic eluent systems
- normal phase chromatography (NP) with hexane, dichloromethane or 2-propanol as mobile phase for polar compounds such as substituted anilines, esters, chlorinated pesticides
- ion exchange chromatography of anions and organic acids using conventional buffers and organic modifiers
- pore size 110Å; particle size 5 µm; 2.5% C; not endcapped
- stable against hydrolysis at low pH, working range pH 2 – 8, 100% stable in water, suitable for LC-MS
- classes of compounds separated so far:
 - polar compounds under RP conditions (sugars, DNA bases, etc.)
 - (un)saturated hydrocarbons under NP conditions

Eluent in column is *n*-heptane for the NP mode – RP columns are delivered in acetonitrile/water. For changing the solvent system a rinsing with THF might be necessary.

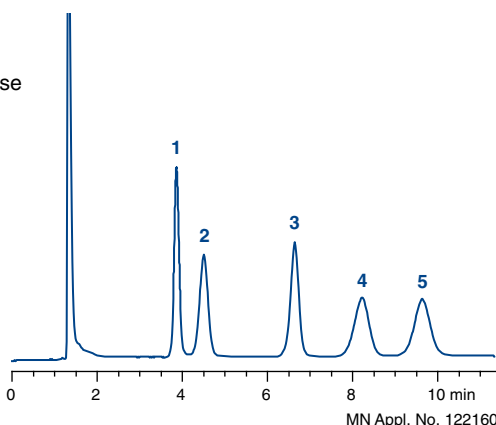
HPLC columns

Reversed phase separation of sugars

Column: 250 x 4 mm NUCLEODUR® 100-5 NH₂-RP
Eluent: acetonitrile – water (79:21, v/v)
Flow rate: 2 ml/min
Detection: RI

Peaks:

- Fructose
- Glucose
- Saccharose
- Maltose
- Lactose

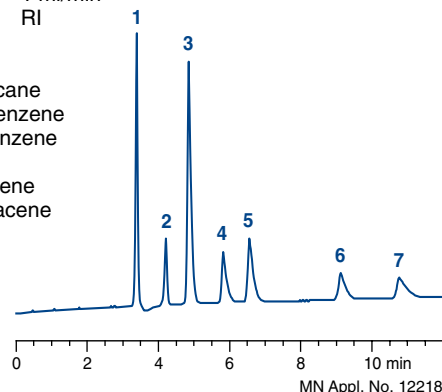


Determination of aromatic hydrocarbon groups in middle-distillate fuels in accordance with DIN EN 12916



Column: 250 x 4 mm NUCLEODUR® 100-5 NH₂
Eluent: heptane
Flow rate: 1 ml/min
Detection: RI

Peaks:

- Cyclohexane
- 1-Phenyldodecane
- 1,2-Dimethylbenzene
- Hexamethylbenzene
- Naphthalene
- Dibenzothiophene
- 9-Methylantracene



Ordering information

	Length →	125 mm	150 mm	250 mm	Guard columns*
NUCLEODUR® 100-5 NH₂-RP particle size 5 µm; eluent in column acetonitrile / water					
EC columns					
	4 mm ID	760730.40		760732.40	761137.40
	4.6 mm ID	760730.46	760731.46	760732.46	761137.40
NUCLEODUR® 100-5 NH₂ particle size 5 µm; eluent in column <i>n</i> -heptane					
EC columns					
	4 mm ID	760720.40		760722.40	761130.40
	4.6 mm ID	760720.46	760721.46	760722.46	761130.40

*requires EC guard column adaptor 721359; pack of 3

www.mn-net.com

MACHEREY-NAGEL



MACHEREY-NAGEL GmbH & Co. KG · Neumann-Neander-Str. 6-8 · D-52355 Düren · Germany
 Germany and international:
 Tel.: +49 (0) 24 21 96 90
 Fax: +49 (0) 24 21 96 91 99
 e-mail:sales-de@mn-net.com

Switzerland:
 MACHEREY-NAGEL AG
 Tel.: +41 (0) 62 388 55 00
 Fax: +41 (0) 62 388 55 05
 e-mail:sales-ch@mn-net.com

France:
 MACHEREY-NAGEL EUROL
 Tel.: +33 (0) 3 88 68 22 68
 Fax: +33 (0) 3 88 51 76 88
 e-mail:sales-fr@mn-net.com

USA:
 MACHEREY-NAGEL Inc.
 Tel.: +1 484 821 0984
 Fax: +1 484 821 1272
 e-mail:sales-us@mn-net.com