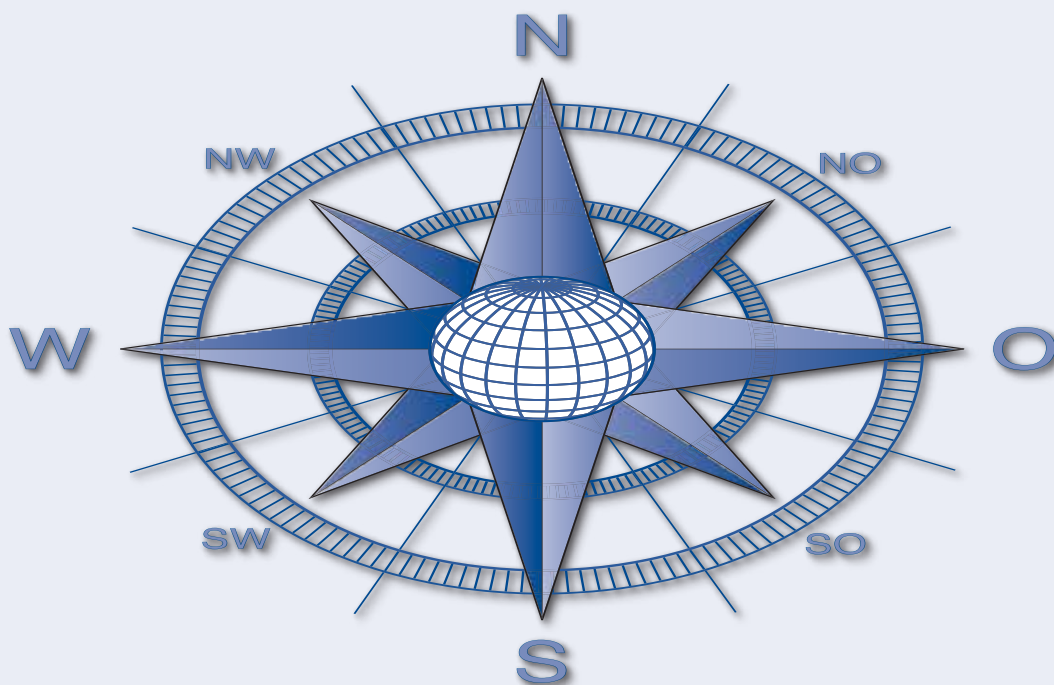


NUCLEODUR® Phenyl-Hexyl

Highly stable phenyl-hexyl phase for HPLC

Pointing the direction for polar and aromatic compounds



NUCLEODUR® Phenyl-Hexyl

Key features:

- Hydrophobic phase with alternative selectivity compared to classical C18 modifications
- Separation principle based on 2 retention mechanisms: π - π interactions and hydrophobic interactions
- Suitable for LC/MS due to low bleeding characteristics

Technical characteristics:

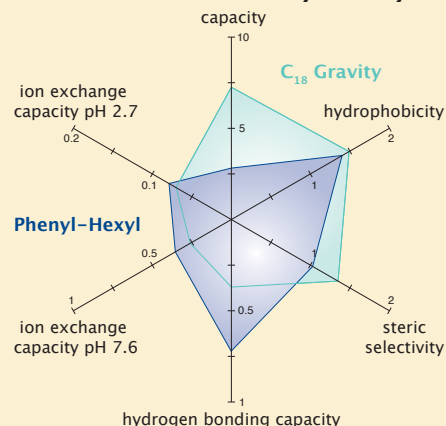
Phase with phenyl-hexyl modification and multi-encapping; pore size 110 Å; particle sizes 1.8 µm, 3 µm and 5 µm; carbon content 10 %; pH stability 1-10

Recommended application:

Aromatic and unsaturated compounds, polar compounds like pharmaceuticals, antibiotics

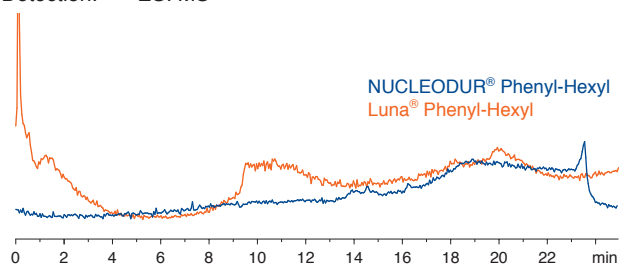
USP L11

Tanaka plots of NUCLEODUR® Phenyl-Hexyl



Low bleeding characteristics

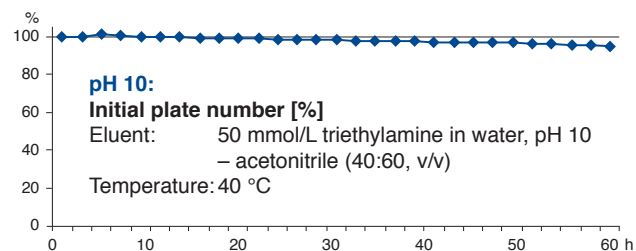
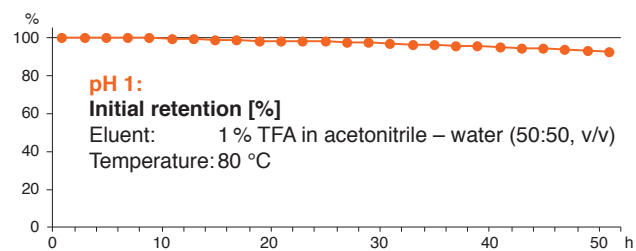
Columns: 150 x 3 mm NUCLEODUR® Phenyl-Hexyl, 5 µm
150 x 3 mm Phenomenex Luna® Phenyl-Hexyl, 5 µm
Eluent: A) acetonitrile, B) water
Gradient: 5-95% A in 25 min
Flow rate: 0.2 mL/min
Temperature: 25 °C
Detection: ESI MS



MN Appl. No. 125850

High pH stability

Columns: 150 x 3 mm NUCLEODUR® Phenyl-Hexyl, 5 µm
Flow rate: 0.56 mL/min
Detection: ESI MS



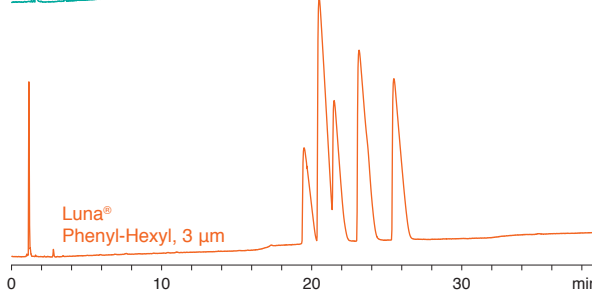
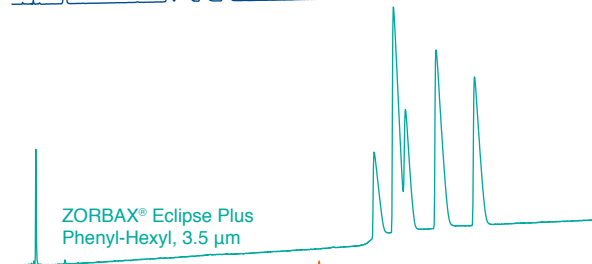

MN Appl. No. 125820 / 125830

Tricyclic antidepressants (TCA)

Columns: 150 x 3 mm
NUCLEODUR® Phenyl-Hexyl, 3 µm
Agilent ZORBAX® Eclipse Phenyl-Hexyl, 3.5 µm
Phenomenex Luna® Phenyl-Hexyl, 3 µm
Eluent: A) 0.1% formic acid in acetonitrile
B) 0.1% formic acid in water
20-32.5% A in 40 min
Flow rate: 0.56 mL/min
Temperature: 40 °C
Detection: UV, 254 nm
Injection: 0.2 µL, 1.0 mg/mL per compound

Peaks:

- Protriptyline
- Nortriptyline
- Imipramine
- Amitriptyline
- Trimipramine



MN Appl. No. 126020

NUCLEODUR® Phenyl-Hexyl

Sulfonamide antibiotics

Columns: 150 x 3 mm NUCLEODUR® Phenyl-Hexyl, 5 µm
 150 x 3 mm NUCLEODUR® Phenyl-Hexyl, 3 µm
 150 x 3 mm NUCLEODUR® Phenyl-Hexyl, 1.8 µm
 150 x 3 mm Luna® Phenyl-Hexyl, 3 µm

Eluent: A) methanol, B) 0,1 % formic acid in water
 20–80 % A in 10 min

Flow rate: 0.56 mL/min, temperature 40 °C

Detection: UV, 254 nm

Injection: 0.5 µL, 1.0 mg/mL
 per compound

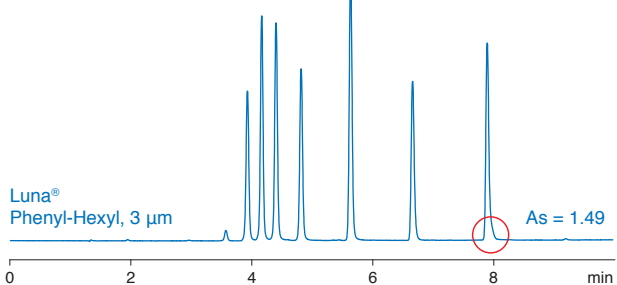
Peaks:

1. Sulfadiazine
2. Sulfachloropyridazine
3. Sulfapyridine
4. Sulfamerazine
5. Sulfadimidine
6. Sulfathiazol
7. Sulfadimethoxine

NUCLEODUR®
 Phenyl-Hexyl, 5 µm As = 0.95

NUCLEODUR®
 Phenyl-Hexyl, 3 µm As = 1.04

NUCLEODUR®
 Phenyl-Hexyl, 1.8 µm As = 1.11



Luna®
 Phenyl-Hexyl, 3 µm As = 1.49

MN Appl. No. 125860 / 125870

Water-soluble vitamins

Column: 100 x 3 mm NUCLEODUR® Phenyl-Hexyl, 3 µm

Eluent: A) 0.1 % H₃PO₄ in water, B) 0.1 % H₃PO₄ in acetonitrile; 0 % B (2 min) → 60 % B in 7 min

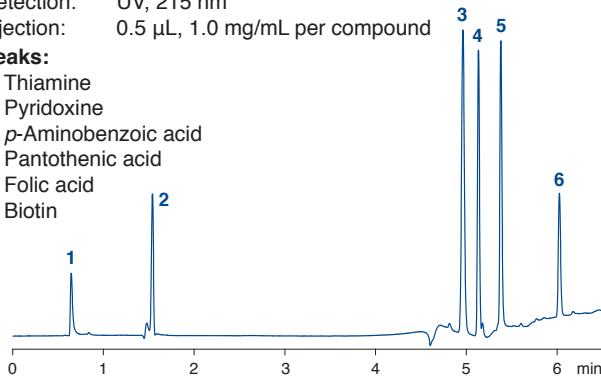
Flow rate: 0.56 mL/min, temperature 35 °C

Detection: UV, 215 nm

Injection: 0.5 µL, 1.0 mg/mL per compound

Peaks:

1. Thiamine
2. Pyridoxine
3. *p*-Aminobenzoic acid
4. Pantothenic acid
5. Folic acid
6. Biotin



MN Appl. No. 125920

Steroids

Column: 150 x 3 mm NUCLEODUR® Phenyl-Hexyl, 3 µm

Eluent: A) acetonitrile – methanol (9:1, v/v), B) water
 40–62,5 % A in 7 min

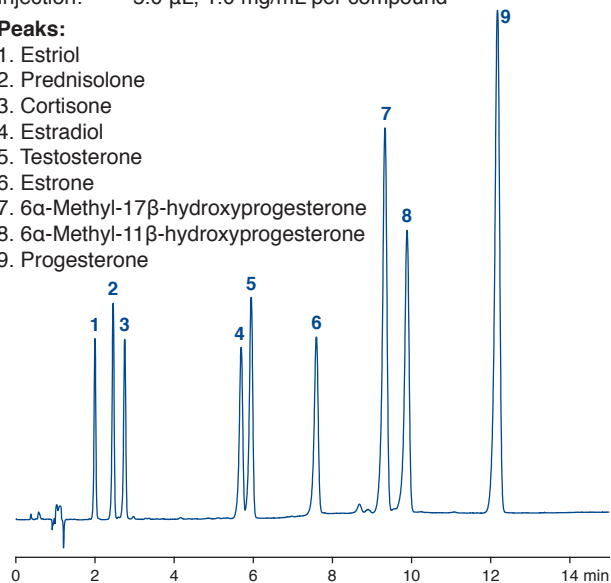
Flow rate: 0.66 mL/min, temperature 35 °C

Detection: UV, 240 nm

Injection: 5.0 µL, 1.0 mg/mL per compound

Peaks:

1. Estriol
2. Prednisolone
3. Cortisone
4. Estradiol
5. Testosterone
6. Estrone
7. 6α-Methyl-17β-hydroxyprogesterone
8. 6α-Methyl-11β-hydroxyprogesterone
9. Progesterone



MN Appl. No. 126000

Food additives

Column: 150 x 4.6 mm NUCLEODUR® Phenyl-Hexyl, 5 µm

Eluent: methanol – 20 mmol/L KH₂PO₄ pH 2.5 (40:60, v/v)

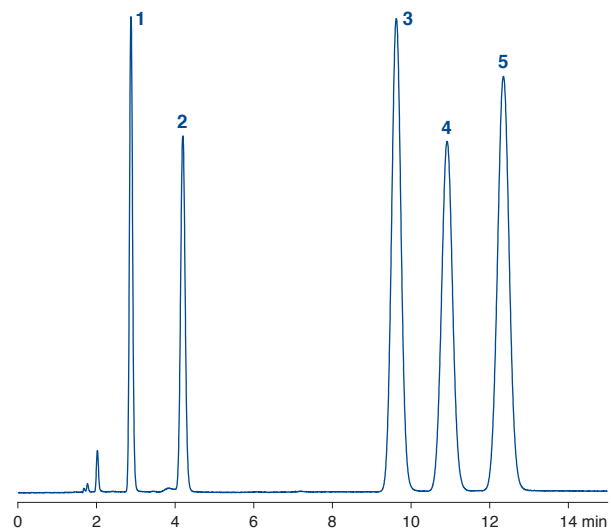
Flow rate: 1 mL/min, temperature 25 °C

Detection: UV, 220 nm

Injection: 2.0 µL, 1.0 mg/mL per compound

Peaks:

1. Saccharin
2. *p*-Hydroxybenzoic acid
3. Methylparaben
4. Sorbic acid
5. Dehydroacetic acid



MN Appl. No. 125970

NUCLEODUR® Phenyl-Hexyl

Ordering information

Eluent in column acetonitrile – water

Length →	30 mm	50 mm	75 mm	100 mm	125 mm	150 mm	250 mm
NUCLEODUR® Phenyl-Hexyl, 1.8 µm							particle size 1.8 µm
EC columns (pack of 1 column)							
2 mm ID	760561.20	760563.20	760565.20	760566.20		760568.20	
3 mm ID	760561.30	760563.30		760566.30			
4 mm ID	760561.40	760563.40		760566.40			
4.6 mm ID	760561.46	760563.46		760566.46			
EC guard columns*			4 x 2 mm: 761985.20		4 x 3 mm: 761985.30		
NUCLEODUR® Phenyl-Hexyl, 3 µm							particle size 3 µm
EC columns (pack of 1 column)							
2 mm ID		760573.20		760576.20	760577.20	760578.20	760579.20
3 mm ID		760573.30		760576.30	760577.30	760578.30	760579.30
4 mm ID		760573.40		760576.40	760577.40	760578.40	760579.40
4.6 mm ID		760573.46	760575.46	760576.46	760577.46	760578.46	760579.46
EC guard columns*			4 x 2 mm: 761986.20		4 x 3 mm: 761986.30		
CC guard columns**			8 x 3 mm: 761147.30		8 x 4 mm: 761147.40		
NUCLEODUR® Phenyl-Hexyl, 5 µm							particle size 5 µm
EC columns (pack of 1 column)							
2 mm ID		760583.20		760586.20	760587.20	760588.20	760589.20
3 mm ID		760583.30		760586.30	760587.30	760588.30	760589.30
4 mm ID		760583.40		760586.40	760587.40	760588.40	760589.40
4.6 mm ID		760583.46	760585.46	760586.46	760587.46	760588.46	760589.46
EC guard columns*			4 x 2 mm: 761987.20		4 x 3 mm: 761987.30		
CC guard columns**			8 x 3 mm: 761148.30		8 x 4 mm: 761148.40		
VarioPrep columns (pack of 1 column)							
10 mm ID		762230.100			762231.100		762233.100
21 mm ID		762230.210			762231.210		762233.210
32 mm ID							762233.320
40 mm ID						762232.400	762233.400
VP guard columns***		10 x 8 mm: 762234.80		10 x 16 mm: 762234.160		15 x 32 mm: 762236.320	

Guard column systems

Guard columns for EC columns with ID (pack of)		2 mm	3 mm	4 mm	4,6 mm
* EC guard columns for the Column Protection System guard column holder (REF 718966)	EC	4 / 2 (3)	4 / 3 (3)	4 / 3 (3)	4 / 3 (3)
** ChromCart® guard columns for the EC guard column adapter (REF 721359)	CC	8 / 3 (3)	8 / 3 (3)	8 / 4 (3)	8 / 4 (3)
Guard columns for VarioPrep columns with ID (pack of)		8, 10 mm	16, 21 mm	32, 40 mm	
*** VP guard columns	VP	10 / 8 (2)	10 / 16 (2)	15 / 32 (1)	
VP guard column holder		718251	718256	718253	

Column Protection System
The innovative guard column system
for analytical HPLC columns



www.mn-net.com

MACHEREY-NAGEL



MACHEREY-NAGEL GmbH & Co. KG · Neumann-Neander-Str. 6–8 · 52355 Düren · Germany

Germany
and international:
Tel.: +49 24 21 969-0
Fax: +49 24 21 969-199
E-mail: info@mn-net.com

Switzerland:
MACHEREY-NAGEL AG
Tel.: +41 62 388 55 00
Fax: +41 62 388 55 05
E-mail: sales-ch@mn-net.com

France:
MACHEREY-NAGEL EURL
Tel.: +33 388 68 22 68
Fax: +33 388 51 76 88
E-mail: sales-fr@mn-net.com

USA:
MACHEREY-NAGEL Inc.
Tel.: +1 484 821 0984
Fax: +1 484 821 1272
E-mail: sales-us@mn-net.com

